



NCERT ENGLISH WORKSHEETS

for CLASS 4

(based on Bloom's taxonomy)

GRAMMAR
COMPOSITION
COMPREHENSION

100 SKILLS MASTERED

103 Scientifically Researched Worksheets

- KNOWLEDGE
- UNDERSTANDING
- APPLICATION
- ANALYSIS
- EVALUATION
- CREATION



2nd Edition



NCERT MATHEMATICS WORKSHEETS

for CLASS 4

(based on Bloom's taxonomy)

103 SKILLS MASTERED

103 Scientifically Researched Worksheets

- KNOWLEDGE
- UNDERSTANDING
- APPLICATION
- ANALYSIS
- EVALUATION
- CREATION



2nd Edition



NCERT SCIENCE & SOCIAL SCIENCE WORKSHEETS

for CLASS 4

(based on Bloom's taxonomy)

103 SKILLS MASTERED

103 Scientifically Researched Worksheets

- KNOWLEDGE
- UNDERSTANDING
- APPLICATION
- ANALYSIS
- EVALUATION
- CREATION



2nd Edition

SAMPLE



NCERT ENGLISH WORKSHEETS

for CLASS 4
(based on Bloom's taxonomy)

GRAMMAR
COMPOSITION
COMPREHENSION

100 SKILLS
MASTERY

103 Scientifically
Researched Worksheets

- KNOWLEDGE
- UNDERSTANDING
- APPLICATION
- ANALYSIS
- EVALUATION
- CREATION



2nd Edition

DISHA Publication Inc.

A-23 FIEE Complex, Okhla Phase II

New Delhi-110020

Tel: 49842349/ 49842350

© Copyright Disha Publication

All Rights Reserved. No part of this publication may be reproduced in any form without prior permission of the publisher. The author and the publisher do not take any legal responsibility for any errors or misrepresentations that might have crept in.

We have tried and made our best efforts to provide accurate up-to-date information in this book.

Typeset By

DISHA DTP Team

Sahi
Disha
Ki Ore

Disha's
**SOCIAL
INITIATIVE**
*to make the world
a better place.*

*Scan the code to be
a part of the change.*



Follow and join us.

1. Disha uses 100% Recycled Paper in all its books
2. In a thoughtful partnership with the SankalpTaru Foundation, Disha plants trees with every unique book it prints



Buying Books from Disha is always Rewarding

This time we are appreciating your writing Creativity.

Write a review of the product you purchased on Amazon/Flipkart

Take a screen shot / Photo of that review

Scan this QR Code →

Fill Details and submit | That's it ... Hold tight n wait. At the end of the month, you will get a surprise gift from Disha Publication



Scan this QR code

Write To Us At

feedback_disha@aiets.co.in

www.dishapublication.com


DISHATM
Publication Inc

Free Sample Contents

S. No.	Chapter	Page No.
1.	Integrated Grammar I	1-20

This sample book is prepared from the book "Perfect Genius NCERT English Worksheets for Class 4 (based on Bloom's taxonomy) 2nd Edition".



ISBN - 9789389187328

MRP- 360/-

In case you like this content, you can buy the **Physical Book** or **E-book** using the ISBN provided above.

The book & e-book are available on all leading online stores.

CONTENTS

S. No.	Chapter	Page No.
1.	Integrated Grammar I	1-20
2.	Integrated Grammar II	21-34
3.	Integrated Grammar III	35-52
4.	Writing Skills I	53-70
5.	Writing Skills II	71-82
6.	Life Skills, Attitudes and Values	83-96
7.	Vocabulary I	97-114
8.	Vocabulary II	115-134
9.	Vocabulary III	135-148
10.	Vocabulary IV	149-160
11.	Reading Skills I	161-180
12.	Reading Skills II	181-200

HINTS & SOLUTIONS

1-29

NAME _____

Class _____

Knowledge

WORKSHEET-1**Skill**

To recognise various parts of speech.

I. **DIRECTIONS:** In column I the parts of speech are given. In column II sentences with an underlined word is mentioned. Match the correct parts of speech with the correct word.

Column I (Parts of speech)

- A. Noun
B. Pronoun
C. Adjective
D. Verb
E. Adverb

Column II (Examples)

- (i) Rama is going to school.
(ii) You are wearing a beautiful dress.
(iii) He is good at sports.
(iv) You should walk carefully on the road.
(v) Suresh plays good cricket.

A-	B-	C-	D-	E-
----	----	----	----	----

II. **DIRECTIONS:** Match the column I (definitions) with the column II (term used) and fill the grid given below:

Column I (Definition)

- A. A word that expresses an action
B. A word used instead of a noun
C. A word that modifies a verb, an adjective or an adverb
D. A group of words arranged in a logical order
E. The name of a person, place or thing
F. A word used to describe a noun

Column II (Term)

- (i) Sentence
(ii) Noun
(iii) Pronoun
(iv) Verb
(v) Adjective
(vi) Adverb

A-	B-	C-	D-	E-	F-
----	----	----	----	----	----



III. DIRECTIONS: Match the rule of grammar (given in column I) with their correct example (given in column II). Fill in the response grid.

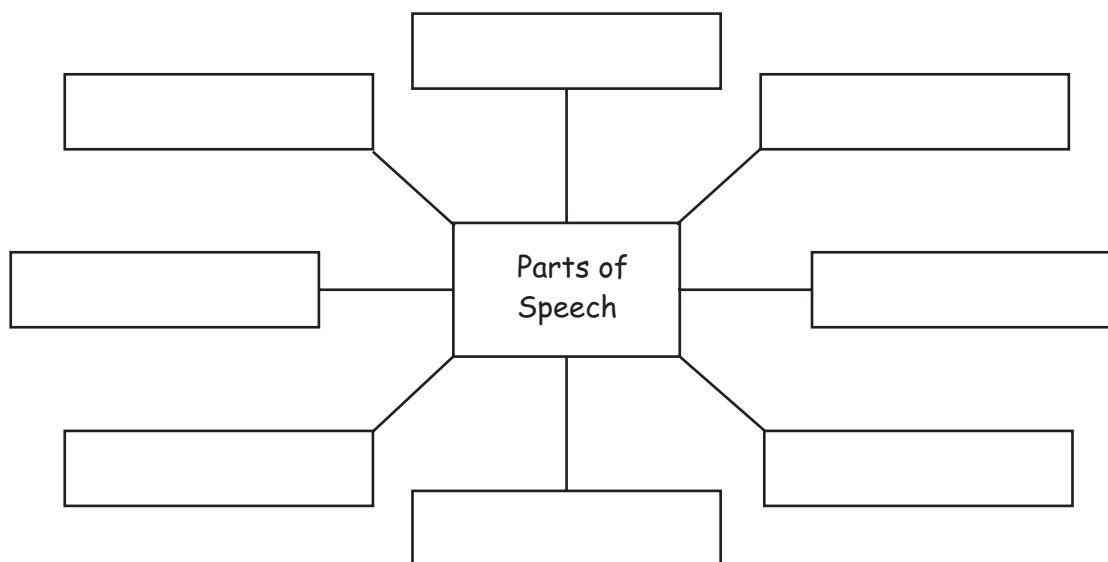
Column I (Rules)

Column II (Examples)

- | | |
|--|--|
| <p>A. Certain nouns are always singular.</p> <p>B. Nouns ending with double vowels can be made plural by adding 's'.</p> <p>C. Most adjectives can be made comparative by adding 'er'.</p> <p>D. Most adjectives can be made superlative by adding 'est'.</p> <p>E. Some adjectives are made comparative and superlative by adding more & most.</p> <p>F. When two pronouns take a single verb, it should be in the plural.</p> <p>G. While using either ... or .../neither... nor ... the pronoun is in the singular.</p> | <p>(i) Cuckoos, bamboos, zoos.</p> <p>(ii) Coldest, deepest, brightest.</p> <p>(iii) Furniture, mathematics, scenery.</p> <p>(iv) More beautiful, most beautiful
More powerful, most powerful.</p> <p>(v) Bolder, cleverer, dearer.</p> <p>(vi) Either Manoj or Ramu has thrown the ball.</p> <p>(vii) You and me should have done our work.</p> |
|--|--|

A-	B-	C-	D-	E-	F-	G-
----	----	----	----	----	----	----

IV. DIRECTIONS: Fill in the given boxes with various parts of speech.



NAME _____

Class _____

Knowledge

WORKSHEET-2**Skill**

Recall the correct parts of speech.

DIRECTIONS: Complete the following sentences by filling an appropriate word in the blank spaces.

I. Supply missing nouns.

1. _____ is in Nepal.
2. _____ could weave webs with his fingers.
3. His family is settled in _____.
4. _____ jewellery is much in vogue.
5. _____ is the national flower of India.

II. Supply missing pronouns.

1. The little boy is playing all by _____.
2. Savita has passed class III. _____ is now in class IV.
3. Ritesh is my youngest brother. _____ loves _____ very much.
4. Why is your hair looking so strange? _____ have cut it myself.
5. Most of _____ volunteered for the literacy mission.



III. Supply missing adjectives.

1. The ball is _____ in colour.
2. These are a few of my _____ toys.
3. Rajan is a _____ boy.
4. I love to play at my _____ house.
5. The toys are kept in the _____ cupboard.

IV. Supply missing verbs.

1. The dog _____ the man.
2. Many people have _____ to the ashram.
3. Rohit was _____ as the head boy.
4. Shujoy _____ me a Harry Potter book.
5. He is _____ for swimming classes in the summer vacations.

V. Supply missing adverbs.

1. She is working _____ .
2. Please do not speak _____ .
3. They have been waiting _____ .
4. She loves to walk _____ .
5. Ramesh is not _____ than his brother.



NAME _____

Class _____

Knowledge

WORKSHEET-3**Skill**

To identify the various parts of speech and sentences.

I. DIRECTIONS: Identify the pronouns and mention their kind.

1. I saw an old man who was sick. _____

2. He has lost his wallet. _____

3. I love to read the Gita. Which book do you like? _____

4. What is your father doing? _____

5. He broke the camera which I purchased only yesterday. _____

6. I know the man who stole the watch. _____

7. These are my books and those are yours. _____

8. All of you must participate in the class activity. _____

9. I myself will make the project. _____

10. The students helped one another to solve the maths problems. _____

II. DIRECTIONS: Point out the subject and predicate in the following sentences.1. The clerk is writing a letter.
_____2. The gift was given on his birthday.
_____

READ

SPEAK

THINK

WRITE

3. Ramu is my neighbour's servant.

4. I am tired of all this work.

5. The maidservant must have left the door open by mistake.

6. The thieves took away all the valuables in the house.

7. The football players were quarreling amongst themselves.

8. The fat lady could not fit into the little chair.

9. Sachin is a good player.

10. We always feel nervous before our exam.



NAME _____

Class _____

Comprehension

WORKSHEET-4**Skill**

Explaining and differentiating the various parts of speech.

DIRECTIONS: Write two differences between the following parts of speech:

1. Noun and Adjective



2. Noun and Pronoun



3. Adjective and Adverb



4. Verb and Adverb



5. Conjunction and Preposition



NAME _____

Class _____

Application

WORKSHEET-5**Skill**

Modifying the parts of speech from one type to another.

I. **DIRECTIONS:** A group of persons or things is known as a collective noun. Make collective nouns from the following nouns.

1. Flowers - _____
2. Birds - _____
3. Cards - _____
4. Stairs - _____
5. Bananas - _____
6. People - _____
7. Boys - _____
8. Dogs - _____
9. Bees - _____
10. Lions - _____

II. **DIRECTIONS:** Abstract nouns can be made from adjectives. Write abstract nouns from the following adjectives.

1. Angry - _____
2. Beautiful - _____
3. Brave - _____



4. Great - _____
5. Happy - _____
6. Hungry - _____
7. Kind - _____
8. Long - _____

III. DIRECTIONS: Write the plural form of the following nouns.

1. Pencil - _____
2. Potato - _____
3. Berry - _____
4. Restaurant - _____
5. Woman - _____
6. Temple - _____
7. Match - _____
8. Mango - _____
9. Baby - _____
10. Thief - _____



NAME _____

Class _____

Application

WORKSHEET-6**Skill**

To apply various parts of speech in sentences.

I. DIRECTIONS: Classify the following sentences into Assertive, Interrogative, Exclamatory, Imperative and Optative.

1. Cigarette smoking is injurious to health. _____

2. Who is knocking at the door? _____

3. Please lend me a pen. _____

4. Hurrah! India has won the World Cup. _____

5. May God bless you! _____

6. May you live a happy and prosperous life! _____

7. The earth rotates once every twenty four hours. _____

8. Please help those in need. _____

9. May all your wishes come true! _____

II. DIRECTIONS: Pick up the verb in the following sentences.

1. Srikant remembers. _____

2. Sampat is writing a lyric. _____

3. Meenu laughs and weeps. _____

4. Ashok loves his uncle. _____

5. The tired baby sleeps. _____

6. Raman sings well. _____

7. Mrs. Kohli teaches Geography. _____



III. DIRECTIONS: Complete the following sentences using appropriate predicates.

1. The kites _____ .
2. Lalita is a _____ .
3. Summers _____ .
4. They _____ .
5. He _____ .
6. The brown goat _____ .
7. My elder sister _____ .
8. She _____ .
9. The moon _____ .
10. Some girls _____ .

IV. DIRECTIONS: Complete the following sentences placing appropriate subjects.

1. _____ was found yesterday.
2. _____ stood before me.
3. _____ is my sister.
4. _____ are nine planets in the solar system.
5. _____ is playing.
6. _____ was miraculously cured.
7. _____ is always crying.
8. _____ brings milk.
9. _____ is a doctor.
10. _____ is a good musician.

V. DIRECTIONS: Complete the following sentences according to the instructions given alongside.

1. I do _____ . (Assertive)
2. Have you _____ . (Interrogative)
3. What a _____ . (Exclamatory)
4. May _____ . (Optative)
5. Where _____ . (Interrogative)
6. Ritesh _____ . (Affirmative)
7. The train _____ . (Assertive)
8. You are _____ . (Negative)
9. Please _____ . (Imperative)
10. Ramola can _____ . (Affirmative)



NAME _____

Class _____

Analysis

WORKSHEET-7**Skill**

Validating the sentences and parts of speech.

I. **DIRECTIONS:** Read the following statements and mark your response as true or false. Rewrite the correct statements in the space provided below, in case of false statements.

1. The name of a particular person, place or thing is called a Common Noun.
2. A sentence which asks a question is called an assertive sentence.
3. The part of the sentence that refers to the doer of the action is called the predicate.
4. The pronoun refers to the subject of a sentence.
5. The pronoun in the second person (You) denotes the person spoken about.
6. I, we, you, etc. are personal pronouns.
7. Who, which, when are demonstrative pronouns.
8. Each, every, either, neither are distributive adjectives.
9. Some, much, more, enough are adjectives of quantity.
10. Adjectives of number are definite (all, few, several) and indefinite (ten, fourth, single).



II. DIRECTIONS: The sentences given below are grammatically incorrect and contain error in various parts of speech. Correct the following sentences.

A. Mistakes related to nouns

1. The boys are playing crickets.

2. The sheeps are grazing in the field.

3. The dog were barking all night.

4. He washed his feets.

5. Our schools is winning the match.

B. Mistakes related to pronouns

1. I know the boy which was playing with you.

2. Shalini is going to Kolkata to see his brother.

3. She himself ruined her career.

4. Whom of the shirts do you like the best?

5. I enjoyed herself during the holidays.

C. Mistakes related to adjectives

1. I love china food.

2. Manoj was the bestest batsman.

3. Those are beauty pictures.

4. I am feeling badder today.

5. Qutab Minar is a taller building.

D. Mistakes related to verbs

1. Our hen has given an egg.

2. He singing a song yesterday.

3. The bullock cart are no more found in villages.

4. He fight for his country.

5. Three plus three make six.



NAME _____

Class _____

Evaluation

WORKSHEET-8**Skill**

Choosing the correct parts of speech.

DIRECTIONS: The questions given below are based on various parts of speech. Study the sentences carefully and choose the best answer.

I. Questions related to nouns

- The name of an idea, event, concept or quality is called
(a) Proper Noun (b) Abstract Noun (c) Collective Noun (d) Material Noun
- A noun which is used for the substance of which things are made is called a
(a) Common Noun (b) Collective Noun (c) Material Noun (d) Proper Noun
- A name given to a particular person, place or thing is a
(a) Proper Noun (b) Material Noun (c) Abstract Noun (d) Collective Noun
- A _____ of bees flew out of the burning hive.
(a) group (b) 104 (c) swarm (d) heap
- A _____ gathered in front of the public television to view the match.
(a) group (b) crowd (c) army (d) team

II. Questions related to pronouns

- _____ of them were soldiers.
(a) Those (b) Which (c) Most (d) That
- _____ has stolen her purse
(a) They (b) Somebody (c) Few (d) Yourself
- _____ was thrown down from the balcony by his neighbours.
(a) They (b) Who (c) This (d) He
- He _____ broke his slate.
(a) herself (b) itself (c) him (d) himself
- The cows of Tibet are not as good as _____ of India.
(a) them (b) some (c) those (d) few



III. Questions related to adjectives

- This house is _____ than that.
(a) big (b) small (c) smaller (d) as big as
- _____ road should we take?
(a) When (b) Why (c) Which (d) Whose
- These berries are _____ compared to those.
(a) sweeter (b) sweet as (c) colder (d) none of these
- Your drawings are quite _____ .
(a) good looking (b) beautiful (c) standard (d) cheerly
- _____ girl was happy.
(a) All (b) Some (c) Any (d) Every

IV. Questions related to verbs

- A passerby _____ the victim some water.
(a) bring (b) brought (c) bringing (d) bringed
- She _____ my mother a handy cookbook.
(a) lent (b) lend (c) lended (d) borrowed
- Ranika was _____ leave by the principal to participate in the reality show.
(a) grant (b) grants (c) grunt (d) granted
- Sangita _____ a grudge against her step mother.
(a) beared (b) bored (c) bears (d) bearing
- Shamita _____ me some of her paintings.
(a) show (b) showed (c) shown (d) shew

V. Questions related to adverbs

- Suchitra dances _____ .
(a) gracefully (b) peacefully (c) grace (d) peace
- The villagers _____ went out at night as it was unsafe to do so.
(a) frequently (b) seldom (c) always (d) fearfully
- The composition is _____ complete. I will just give it to you.
(a) never (b) almost (c) mostly (d) always
- Children should develop the habit of going to bed _____ .
(a) frequently (b) seldom (c) early (d) slowly
- We are all _____ hopeful that India will win the world cup this time.
(a) seldom (b) frequently (c) very (d) fully



NAME _____

Class _____

Evaluation

WORKSHEET-9

Skill

Estimating the correct part of speech with the help of clues.

DIRECTIONS: Fill the crossword given below, with the help of given hints.

1						2			3
			4						
		5		6					
7									
						8			
9									



ACROSS:

- Names a person, place, or thing. (boy, town, ball)
- A short exclamation. (Hi!, Uh, Ah!)
- Substitutes a noun or a noun phrase to show another name for a person, place, or thing. (he, whom)
- The part of speech that changes a verb, an adjective, or an adverb. (very, rapidly)

DOWN:

- Describes a noun. (cold, wet)
- A word that joins two parts of a sentence. (but, and, or)
- A word that connects a noun or pronoun to another word in the sentence. (before, into)
- A word that is put next to a noun. (the, a, an)
- An action word. (run, clap)

Word Bank: Adjective, adverb, article, conjunction, interjection, noun, preposition, pronoun, verb.



NAME _____

Class _____

Creation

WORKSHEET-10**Skill**

Writing sentences from the words.

DIRECTIONS: Some words in the form of nouns, pronouns and adjectives are given below. You have to make sentences using these words.

I. Common nouns

1. Television - _____.
2. Men - _____.
3. Country - _____.
4. Subject - _____.
5. Streets - _____.

II. Abstract nouns

1. Wisdom - _____.
2. Courageous - _____.
3. Justice - _____.
4. Poverty - _____.
5. Mercy - _____.

III. Collective nouns

1. Bunch - _____.
2. Cluster - _____.
3. Crowd - _____.
4. Team - _____.
5. Heap - _____.

IV. Demonstrative adjectives

1. This - _____.
2. That - _____.
3. These - _____.
4. Those - _____.



V. Exclamatory words

1. Oh God! - _____.
2. Hello! - _____.
3. My goodness! - _____.
4. Wonderful! - _____.
5. How sweet! - _____.
6. Bravo! - _____.
7. Really! - _____.
8. Beautiful! - _____.
9. Hurrah! - _____.
10. Very well! - _____.

VI. Interrogative pronouns

1. Who - _____.
2. Whose - _____.
3. Whom - _____.
4. Which - _____.
5. What - _____.

VII. Adverbs

1. Highly - _____.
2. Wisely - _____.
3. Never - _____.
4. Probably - _____.
5. Here - _____.





NCERT MATHEMATICS WORKSHEETS

for **CLASS 4**
(based on Bloom's taxonomy)

103 SKILLS
MASTERY

103 Scientifically
Researched Worksheets

-  KNOWLEDGE
-  UNDERSTANDING
-  APPLICATION
-  ANALYSIS
-  EVALUATION
-  CREATION



2nd Edition

DISHA Publication Inc.

A-23 FIEE Complex, Okhla Phase II

New Delhi-110020

Tel: 49842349/ 49842350

© Copyright Disha Publication

All Rights Reserved. No part of this publication may be reproduced in any form without prior permission of the publisher. The author and the publisher do not take any legal responsibility for any errors or misrepresentations that might have crept in.

We have tried and made our best efforts to provide accurate up-to-date information in this book.

Typeset By

DISHA DTP Team

Sahi
Disha
Ki Ore

**Disha's
SOCIAL
INITIATIVE**
*to make the world
a better place.*

Scan the code to be
a part of the change.



Follow and join us.

1. Disha uses 100% Recycled Paper in all its books
2. In a thoughtful partnership with the SankalpTaru Foundation, Disha plants trees with every unique book it prints



Buying Books from Disha is always Rewarding

This time we are appreciating your writing Creativity.

Write a review of the product you purchased on Amazon/Flipkart

Take a screen shot / Photo of that review

Scan this QR Code →

Fill Details and submit | That's it ... Hold tight n wait. At the end of the month, you will get a surprise gift from Disha Publication



Scan this QR code

Write To Us At

feedback_disha@aiets.co.in

www.dishapublication.com


DISHATM
Publication Inc

Free Sample Contents

S. No.	Chapter	Page No.
1.	Addition and Subtraction	1-20

This sample book is prepared from the book "Perfect Genius NCERT Mathematics Worksheets for Class 4 (based on Bloom's taxonomy) 2nd Edition".



ISBN - 9789389187281

MRP- 375/-

In case you like this content, you can buy the **Physical Book** or **E-book** using the ISBN provided above.

The book & e-book are available on all leading online stores.

CONTENTS

S. No.	Chapter	Page No.
1.	Addition and Subtraction	1-20
2.	Multiplication and Division	21-42
3.	Fraction	43-62
4.	Multiples and Factor	63-74
5.	Time	75-102
6.	Money	103-126
7.	Measurement	127-140
8.	Pattern and Shapes	141-156
9.	Perimeter and Area	157-174
10.	Geometry	175-188
11.	Smart Charts	189-206



1

CHAPTER

ADDITION AND SUBTRACTION

W.S. No.	Learning Stage	Skill	Page No.
1	Knowledge	Revising the facts related to addition and subtraction.	1-2
2	Comprehension	Interpreting the data in tables on the addition and subtraction.	3-4
3	Comprehension	Ability to solve word problems related to addition and subtraction.	5-6
4	Comprehension	Solving the word problems with the help of picture clues.	7-8
5	Application	Solving addition and subtraction based problems.	9-10
6	Analysis	Computing missing digits in the addition and subtraction problem.	11-12
7	Analysis	Investigating numbers that follow some rules on addition and subtraction.	13-14
8	Evaluation	Determining the solution of word problems based on addition and subtraction.	15-16
9	Creation	Building the subtraction facts and number stories on addition and subtraction by using number clues.	17-18
10	Creation	Finding the missing numbers with the help of picture clues.	19-20







NAME _____ Class _____

Knowledge

WORKSHEET-1

Skill Revising the facts related to addition and subtraction.

I. **DIRECTIONS:** Given below are two columns— column I and column II. Match the two columns and write the correct answer in the given blank grid.

Column I

Column II

- A. The number which is to be subtracted is called the
- B. The number from which another number is subtracted is called the
- C. The answer of an addition sum is called the
- D. The answer of a subtraction sum is called the
- E. The numbers which are to be added are called
- F. Order property of addition
- G. Zero property
- H. The difference between 52467 and 34503 is
- I. The addition of 14567 and 5432 is equal to
- J. The sum of 99782 and 0 is equal to
- K. When we subtract 4532 from 56743 we get
- (i) sum
- (ii) addendum
- (iii) subtrahend
- (iv) minuend
- (v) difference
- (vi) $7 + 0 = 7 - 0 = 7$
- (vii) $4 + 5 = 5 + 4 = 9$
- (viii) 52211
- (ix) 99782
- (x) 17964
- (xi) 19999

A-	B-	C-	D-	E-	F-
G-	H-	I-	J-	K-	





II. DIRECTIONS: Read the following statements and write 'true' or 'false' against each statement.

(i) The operation to find the total of different values is called subtraction.

(ii) Addition of small numbers can be done horizontally.

(iii) The numbers being added are called addends and the answer is called the difference.

(iv) Changing the order of the addend in an addition sum changes the answer.

(v) Zero subtracted from a number does not change the value of the number.

(vi) Subtraction is the inverse of addition.

(vii) Subtraction is used to find out how many things are left.

(viii) We use addition when we find how many things are left.

(ix) We use addition when we put two or more things together.

(x) The answer in subtraction is called difference.

DISHA™
Publication Inc





NAME _____ Class _____

Comprehension

WORKSHEET-2

Skill Interpreting the data in tables on the addition and subtraction.

I. DIRECTIONS: Study the table given below and answer the following questions based on it.

School	Number of Students
Primary School	1240
Middle School	3490
High School	3680

(i) What is the total number of students in the school?


(ii) How many students are more in middle school than in Primary school?

(iii) How many students are more in high school than in middle school?

(iv) Subtract the difference of number of students of primary and middle school from the number of students of high school.

(v) High school is holding an additional french class. It has 200 students. So, what is the total number of students in high school now?





II. DIRECTIONS: Below given table shows the depths of the deepest oceans and seas in the world. Look at the table and answer the questions.

Ocean/Sea	Average depth (in metres)
Pacific ocean	4028 m
Indian ocean	3963 m
Atlantic ocean	3926 m
Caribbean sea	2647 m
South China sea	1652 m
Bering sea	1547 m
Gulf of Mexico	1486 m
Mediterranean sea	1429 m

(i) How much deeper is the caribbean sea than the Gulf of Mexico?

(ii) Which sea is 1316 m less in depth than the Indian ocean?

(iii) Which two oceans or seas have the smallest difference in depth?





NAME _____ Class _____

Comprehension

WORKSHEET-3

Skill Ability to solve word problems related to addition and subtraction.

DIRECTIONS: Read the poster given below and answer the questions that follow:

FUN FAIR

Coming soon to your city

Special attraction: Roller Coaster, The Giant wheel
Merry-Go-Round



Entry Fees
Adults: ₹ 60
Children: ₹ 30



Giant Wheel

Entry Fees
Adults: ₹ 63
Children: ₹ 47



Merry-Go-Round


Entry Fees
Adults: ₹ 65
Children: ₹ 35



Roller Coaster

Entry Fees
Adults: ₹ 175
Children: ₹ 125





(i) If your mother gave you ₹ 300 to spend at the fair, then on which all the rides you can go to?

(ii) Suppose your elder brother has ₹ 200 only. Does he has enough money to take ride on giant wheel twice and merry-go-round once?

(iii) Riya has 6 friends, of these 2 takes rides on giant wheel, 2 takes rides on roller-coaster while rest of them takes neither giant wheel nor roller-coaster. How much they spend in all?

(iv) Suppose you and your elder brother or sister have ₹ 50 only. Both want to take rides on roller coaster. How much more money do you need?






NAME _____ Class _____


Comprehension

WORKSHEET-4

Skill Solving the word problems with the help of picture clues.

DIRECTIONS: On Sunday five friends visit a nature site. There everyone collects some leaves. Look at the picture and answer the question that follow.





(i) Who collected the most leaves?

(ii) How many more leaves should Rohan collect to be equal to Sohan?

(iii) If Reema gets 24 more leaves, then how many leaves she has?

(iv) Who needs 3 more leaves to have 50 leaves?

(v) How many more leaves should Reema collect to have 30 leaves?





NAME _____ Class _____

Application

WORKSHEET-5

Skill Solving addition and subtraction based problems.

DIRECTIONS: Read the following questions and tick (✓) the correct answer from the four choices.

(i) The difference between 7 times 8 and 9 times 10 is

- (a) 43 (b) 34
(c) 56 (d) 144

(ii) The number which is 9999 less than 99999 is

- (a) 9000 (b) 90,000
(c) 900 (d) 90

(iii) $25 - \square = 16$

To find the missing number, 16 is _____ from the 25.

- (a) subtracted (b) Added
(c) multiplied (d) divided

(iv) Increase me by two, then take away one. In the end you should have ten. I am number

- (a) 8 (b) 10
(c) 11 (d) 9

(v) In a store, there are 1673 bags of wheat, 3670 bags of rice and 546 bags of cereals, the total number of bags of foodgrains in the store are

- (a) 5879 (b) 5877
(c) 5889 (d) 6889

(vi) Madhavi wants to buy a house costs ₹ 506000. She has ₹ 148690 in her bank, how much more money is required to buy this house?


- (a) 367310 (b) 357310
(c) 453710 (d) 353710

(vii) Statement A: $999 + 0 = 999$

Statement B: $999 + 1 = 1 + 999 = 1000$

- (a) Statement A is correct (b) Statement B is correct
(c) Both are correct (d) Both are incorrect





(viii) Statement A: Minuend - Subtrahend = Difference

Statement B: Minuend - Difference = Subtrahend

(a) Statement A is true but B is false

(b) Statement B is true but A is false

(c) Both the statements are true

(d) Both the statements are false

(ix) The sum of two numbers is 33928. One of the numbers is 10116. The other number is

(a) 22812

(b) 23812

(c) 44044

(d) 23800

(x) If $+$ = $-$ and $-$ = $+$ then the value of $19 + 17 - 75 + 8 - 4$ is

(a) 55

(b) 75

(c) 73

(d) 85

(xi) Find the values of A and B.

B		
A	949	
315	622	327

(a) $A = 937, B = 1886$

(b) $A = 949, B = 937$

(c) $A = 315, B = 2000$

(d) $A = 500, B = 1000$

(xii) Find the values of A, B and C.

(20)	+	(52)	(A)
(100)	-	(5)	(B)
(50)	-	(49)	(C)

(a) $A = 77, B = 105, C = 1$

(b) $A = 67, B = 95, C = 1$

(c) $A = 52, B = 105, C = 49$

(d) $A = 77, B = 95, C = 1$





NAME _____ Class _____

Analysis

WORKSHEET-6

Skill Computing missing digits in the addition and subtraction problem.

DIRECTIONS: Look at each problem carefully. Find the missing digits.

(a)

$$\begin{array}{r} 4 \quad 3 \quad 2 \quad 4 \quad 2 \\ + \square \quad \square \quad \square \quad \square \quad \square \\ \hline 9 \quad 1 \quad 4 \quad 3 \quad 9 \end{array}$$

(b)

$$\begin{array}{r} 3 \quad 4 \quad 2 \quad 6 \\ \square \quad \square \quad \square \quad \square \\ + 1 \quad 4 \quad 6 \quad 2 \\ \hline 8 \quad 6 \quad 7 \quad 9 \end{array}$$

(c)

$$\begin{array}{r} \square \quad \square \quad \square \quad \square \quad \square \\ + 8 \quad 4 \quad 9 \quad 8 \quad 6 \\ \hline 1 \quad 2 \quad 2 \quad 6 \quad 4 \quad 3 \end{array}$$

(d)

$$\begin{array}{r} \square \quad 3 \quad 2 \\ 4 \quad \square \quad 3 \\ + 5 \quad 2 \quad \square \\ \hline 1 \quad 3 \quad 8 \quad 7 \end{array}$$


(e)

$$\begin{array}{r} 1 \quad 5 \quad 7 \quad 8 \\ 5 \quad 1 \quad \square \quad 7 \\ + 2 \quad 4 \quad 5 \quad \square \\ \hline \square \quad \square \quad 6 \quad 8 \end{array}$$

(f)

$$\begin{array}{r} 7 \quad 2 \quad 5 \quad 3 \\ \square \quad 4 \quad 1 \quad 8 \\ + 4 \quad \square \quad 7 \quad \square \\ \hline \square \quad 6 \quad 3 \quad \square \quad 5 \end{array}$$





(g)

$$\begin{array}{r}
 4 \square 4 7 \square \\
 + 2 7 \square 8 4 \\
 \hline
 \square 3 1 6 3
 \end{array}$$

(h)

$$\begin{array}{r}
 7 2 \square 4 3 \\
 + 1 \square 2 \square 8 \\
 \hline
 \square 7 2 7 \square
 \end{array}$$

(i)

$$\begin{array}{r}
 8 2 7 5 4 \\
 - \square 1 \square \square 8 \\
 \hline
 6 \square 9 3 6
 \end{array}$$

(j)

$$\begin{array}{r}
 1 2 1 9 1 6 \\
 - 6 2 2 \square 7 \\
 \hline
 \square \square \square 0 \square
 \end{array}$$

(k)

$$\begin{array}{r}
 \square 2 0 5 \\
 - 3 \square \square \square \\
 \hline
 5 3 3 2
 \end{array}$$

(l)

$$\begin{array}{r}
 6 1 \square 8 5 5 \\
 - 4 8 7 3 2 \square \\
 \hline
 \square \square 5 \square \square 3
 \end{array}$$

(m)

$$\begin{array}{r}
 5 2 6 \square 2 6 \\
 - 4 5 9 7 7 \square \\
 \hline
 \square \square 5 \square 8
 \end{array}$$

(n)

$$\begin{array}{r}
 3 4 \square 5 3 \\
 - 1 6 7 7 9 \\
 \hline
 1 \square 5 \square \square
 \end{array}$$





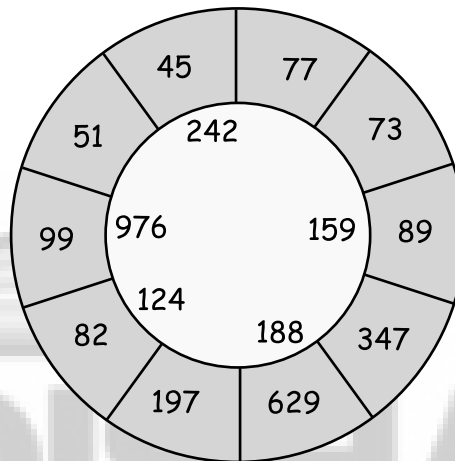
NAME _____ Class _____

Analysis

WORKSHEET-7

Skill Investigating numbers that follow some rules on addition and subtraction.

- I. **DIRECTIONS:** Read the picture given below. Find the pairs of numbers from the outer circle that add up to make the number present in the inner circle and fill them in blank boxes.




Numbers of outer circle

Numbers of inner circle

(a)	<input type="text"/>	+	<input type="text"/>	=	<input type="text"/>
(b)	<input type="text"/>	+	<input type="text"/>	=	<input type="text"/>
(c)	<input type="text"/>	+	<input type="text"/>	=	<input type="text"/>
(d)	<input type="text"/>	+	<input type="text"/>	=	<input type="text"/>
(e)	<input type="text"/>	+	<input type="text"/>	=	<input type="text"/>





II. Reema, Anshi, Dipanshu, Dhiraj and Amrit study in class IV. Their test marks have got all mixed up. Using the clues given below, help them to find who got how many marks?

- Dhiraj got 7 marks less than Dipanshu.
- Amrit scored 18 more than Dhiraj.
- Anshi's marks are equal to Dhiraj's and Amrit's marks minus Reema's marks.
- Teacher remembered Dipanshu's marks, 76 out of 100.
- If we reduce Dipanshu's marks by 13, they will be equal to Reema's marks.

Student's Name

Marks

Reema


Anshi

Dhiraj

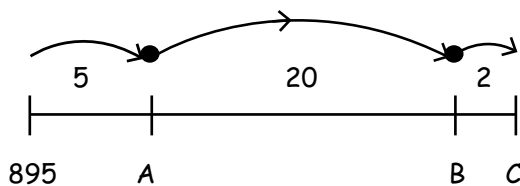
Amrit

_____ 's score is the highest and _____ 's score is the lowest.

III. Write five different ways to make 3452 in all the arms of the starfish.



IV. Find the value of A, B and C







NAME _____ Class _____

Evaluation

WORKSHEET-8

Skill Determining the solution of word problems based on addition and subtraction.


DIRECTIONS: Read the number stories given below and answer them.

- (i) There are 38800 girls in a school. The number of boys is 8500 more than the girls. Find the total number of boys and the total number of students in the school.

- (ii) Dhyanchand had three farms. Farm 'A' was used to grow cotton and it earned him ₹ 6800. Farm 'B' was used to grow jute and it earned him ₹ 3200 more than farm 'A'. Farm C was used to grow coffee and it earned him ₹ 500 more than farm C. Find the money he made on each farm and the total money he made from all the three farms.

- (iii) Vedant wanted to buy a TV set for ₹ 25000. He won ₹ 18538 in a lottery ticket. How much more money does he need to buy his TV set?





(iv) A farmer produced 1556 bags of wheat in 2002 and 1498 bags of wheat in 2003. In which year did he produce more wheat and by how much?

(v) In a magic box if you put a number, the number is first added by 16 and reduced by 10 and then again it is reduced by 2 and added by 15. If you put 24 into the box what will be the result?

(vi) Neha read 38 pages of her storybook on Monday. She read 27 pages more on Tuesday than she had read on Monday. She found that there were still another 216 pages left.

(a) How many pages did Neha read on Tuesday?

(b) How many pages were there in the story book?





NAME _____ Class _____

Creation

WORKSHEET-9

Skill

Building the subtraction facts and number stories on addition and subtraction by using number clues.

I. **DIRECTIONS:** Given below addition statements. Read them and build two subtraction facts for each of them.

(i) $241 + 608 = 849$.

(a) _____

(b) _____

(ii) $2376 + 402 = 2778$

(a) _____

(b) _____

(iii) $1195 + 378 = 1573$

(a) _____

(b) _____

(iv) $201 + 362 = 563$

(a) _____

(b) _____

(v) $198 + 234 = 432$

(a) _____


(b) _____

(vi) $3896 + 200 = 4096$

(a) _____

(b) _____





II. DIRECTIONS: Read the addition or subtraction statements of numbers and compose a number story or word problem for that statement. One has been done for you.

Addition : $628 + 274 + 128 =$

Number Story : Riya has 628 blue marbles, 274 green marbles and 128 white marbles. How many marbles do she has in all?

(i) Addition: $1682 + 3620 + 548 =$

(ii) Subtraction: $11290 - 2895 =$

(iii) Subtraction: $465374 - 56734$

(iv) Subtraction: $65387 - 45372$





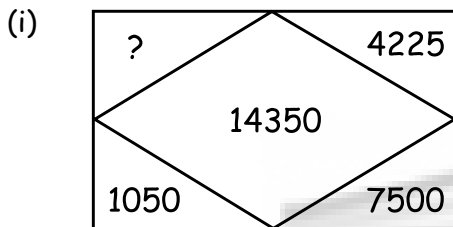
NAME _____ Class _____

Creation

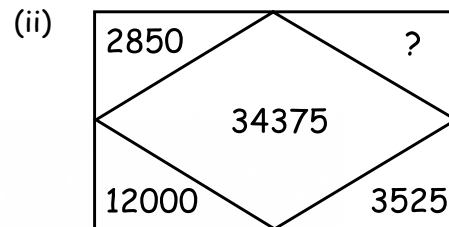
WORKSHEET-10

Skill Finding the missing numbers with the help of picture clues.

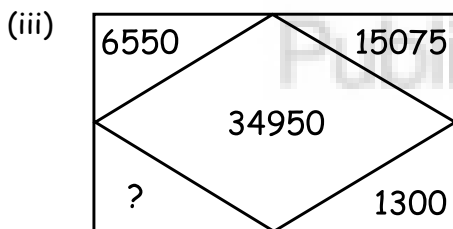
I. DIRECTIONS: Look at the pictures given below. The corner numbers are added upto the number given in the centre. Fill in the missing numbers.



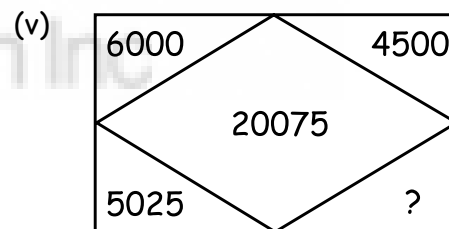
Missing number: _____



Missing number: _____




Missing number: _____

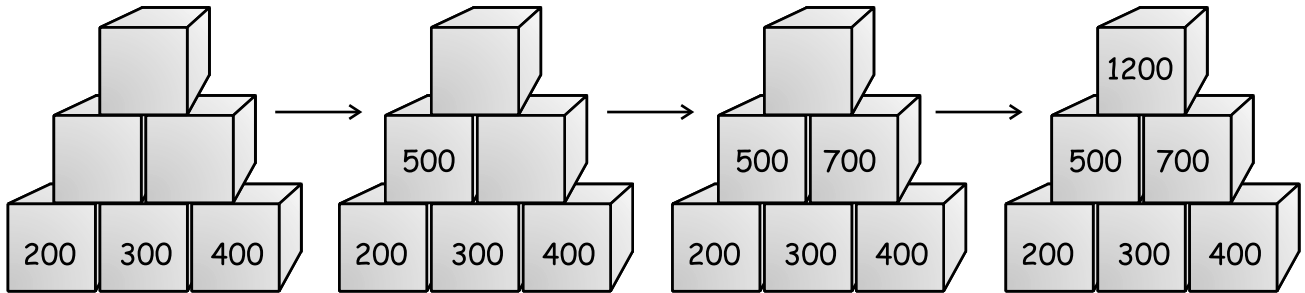


Missing number: _____

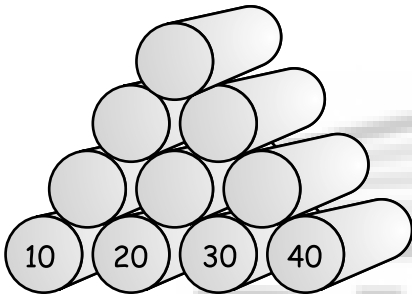




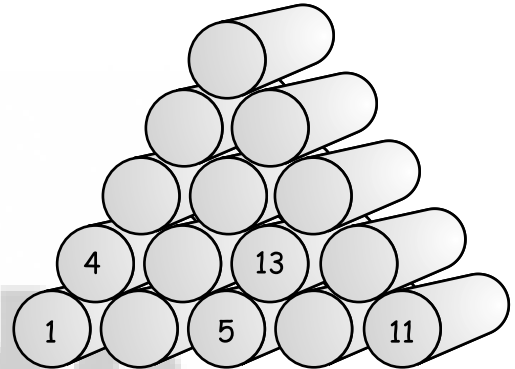
II. DIRECTIONS: Observe the pattern given in boxes. Use it to fill in the blanks.



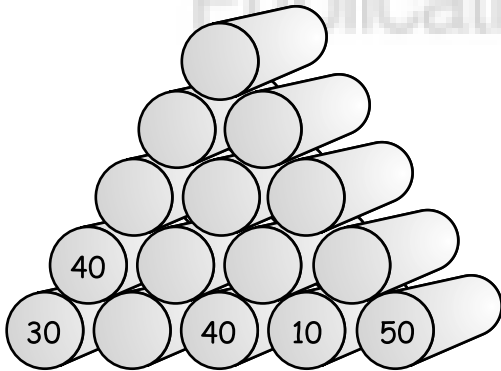
(i)



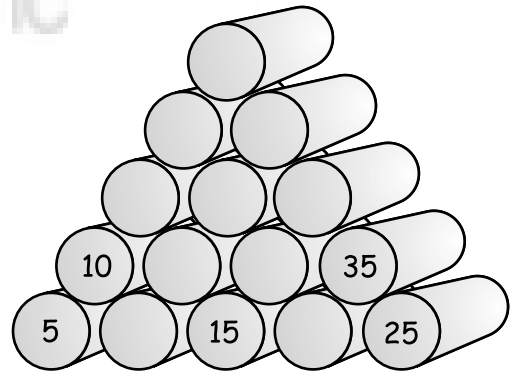
(ii)



(iii)



(iv)





NCERT SCIENCE & SOCIAL SCIENCE WORKSHEETS

for CLASS 4

(based on Bloom's taxonomy)

100 SKILLS MASTERED

103 Scientifically Researched Worksheets

- KNOWLEDGE
- UNDERSTANDING
- APPLICATION
- ANALYSIS
- EVALUATION
- CREATION



2nd Edition

SAMPLES

DISHA Publication Inc.

A-23 FIEE Complex, Okhla Phase II

New Delhi-110020

Tel: 49842349/ 49842350

© Copyright Disha Publication

All Rights Reserved. No part of this publication may be reproduced in any form without prior permission of the publisher. The author and the publisher do not take any legal responsibility for any errors or misrepresentations that might have crept in.

We have tried and made our best efforts to provide accurate up-to-date information in this book.

Typeset By

DISHA DTP Team

Sahi
Disha
Ki Ore

**Disha's
SOCIAL
INITIATIVE**
*to make the world
a better place.*

Scan the code to be
a part of the change.



Follow and join us.

1. Disha uses 100% Recycled Paper in all its books
2. In a thoughtful partnership with the SankalpTaru Foundation, Disha plants trees with every unique book it prints



Buying Books from Disha is always Rewarding

This time we are appreciating your writing Creativity.

Write a review of the product you purchased on Amazon/Flipkart

Take a screen shot / Photo of that review

Scan this QR Code →

Fill Details and submit | That's it ... Hold tight n wait. At the end of the month, you will get a surprise gift from Disha Publication



Scan this QR code

Write To Us At

feedback_disha@aiets.co.in

www.dishapublication.com


DISHATM
Publication Inc

Free Sample Contents

S. No.	Chapter	Page No.
Part I : Science		
1.	Plants	1-14

This sample book is prepared from the book "**Perfect Genius NCERT Science & Social Science Worksheets for Class 4 (based on Bloom's taxonomy) 2nd Edition**".



ISBN - 9789389187250

MRP- 370/-

In case you like this content, you can buy the **Physical Book** or **E-book** using the ISBN provided above.

The book & e-book are available on all leading online stores.

CONTENTS

S. No.	Chapter	Page No.
Part I : Science		
1.	Plants	1-14
2.	Animals	15-34
3.	Our Body	35-48
4.	Food	49-62
5.	States of Matter	63-78
6.	Work, Force Andenergy	79-92
7.	Air, Water and Soil	93-106
8.	Our Environment	107-120
9.	Our Surrounding	121-134
10.	The Universe	135-148
Part II : Social Science		
11.	Our Society, Shelter and Clothing	149-162
12.	Work and Play	163-176
13.	General Awareness	177-190
14.	World	191-204
15.	India	205-218
16.	Transportation	219-232
17.	Maps	233-246



PART-I : SCIENCE

1

CHAPTER

PLANTS

W.S. No.	Learning Stage	Skill	Page No.
1.	Knowledge	Exhibiting knowledge about plants.	3-4
2.	Comprehension	Answering questions on the basis of previously learned facts.	5-6
3.	Application	Solving problems by applying acquired knowledge.	7-8
4.	Analysis	Examining and analysing given conditions.	9-10
5.	Evaluation	Evaluating given information and generating logical answers.	11-12
6.	Creation	Collecting information to create unique presentation.	13-14







NAME _____ Class _____

Knowledge

WORKSHEET-1

Skill Exhibiting knowledge about plants.

I. DIRECTIONS: Match the following Column I with Column II.

Column I
(Trees)

Column II
(Places where they are found)

(A) Mangroves

(i) Hilly Areas

(B) Cactus

(ii) Plains

(C) Teak, rubber

(iii) Hot and damp areas

(D) Mango, banyan

(iv) Deserts

(E) Pine, Spruce

(v) Marshy areas

A -	B -	C -	D -	E -
-----	-----	-----	-----	-----

II. DIRECTIONS: Give short answers to these questions.

1. Name two root vegetables that have tap root.

2. Name two cereals that have fibrous root.

3. (a) Banyan tree has roots hanging from its branches. What are these roots called?

(b) What is the use of such roots to a banyan tree?





III. DIRECTIONS: Tick (✓) the correct options regarding process of photosynthesis.

1. Food is called chlorophyll.
2. Food is called starch.
3. Food is made above the ground.
4. Food is made under the ground.
5. Food is made in flowers.
6. Food is made in leaves.
7. Plant take in carbondioxide from air.
8. Plant must have sunlight.
9. Plant gives out oxygen.
10. Plant uses up water taken from soil.

IV. DIRECTIONS : Fill in the blanks given below.

1. A new stem which grows out of a seed is called a _____ .
2. Smaller roots that emerge from a tap root are known as _____ roots.
3. Sugarcane and bamboo have _____ roots.
4. Roots absorb _____ and _____ from the soil.
5. Roots go down and _____ out in the soil.





NAME _____ Class _____

Comprehension

WORKSHEET-2

Skill

Answering questions on the basis of previously learned facts.

I. DIRECTIONS: Answer these questions.

1. Name three floating plants.

2. Name two underwater plants that are used to put in aquariums.

3. How do the leaves and flowers in lotus float?

4. How do the underwater plants clean the water?

5. What do the floating plants protect?

6. Name the grass from which paper is made.

7. Name the plant which is called giant grass.

8. Can you tell the name of three food crops we get from grass family?

9. Name two cereals you consume as staple food.

10. Name four leaves that we eat.



11. Name two flowers that we eat.

12. Name two plant products used to make hot drinks.

13. What is used to make chocolate?


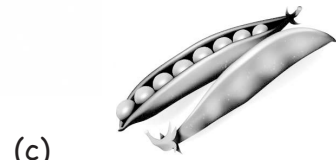
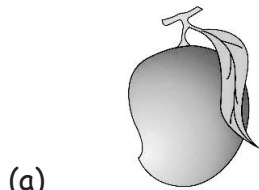
14. What makes your candies, cake, and custard sweet?

15. What are two main sources of sugar.

16. Edible oils used for cooking, are obtained from seeds of plants. Name three edible oils.

II. DIRECTIONS: Food is stored in different parts of plants. Given below are the pictures of different parts of plants. Choose the correct name from the options given below:

stem, root, leaves, fruit, seeds





NAME _____ Class _____

Application

WORKSHEET-3

Skill Solving problems by applying acquired knowledge.

- I. **DIRECTIONS:** Sort these vegetables into correct group:
Cauliflower, Carrot, Coriander Beans, Ladyfinger, Mint, Beetroot, Turnip, Spinach, Cabbage, Radish, Ginger, Brinjal, Lettuce, Onions, Broccoli, Potatoes, Tomatoes, Pumpkin.

Roots	Stems	Flowers	Fruits	Leaves

- II. **DIRECTIONS:** Identify the spices and unscramble their names:

(a) LOCEVS



(b) NNICMANO



(c) MUCNI




(d) RAGILC





III. DIRECTIONS: Solve the puzzle related to the parts of a flower.



Across

1. Swollen base
2. Coloured part
3. Sticky tip of pistil
4. Male part
5. Female part

Down

6. Long stalk of pistil
7. Leafy parts at the base of a flower
8. Long stalk of stamen
9. Swollen tip of filament
10. Powdery substance in anthers





NAME _____ Class _____

Analysis

WORKSHEET-4

Skill Examining and analysing given conditions.

I. DIRECTIONS: Match the following column I with column II.

Column-I

Trees

- (A) Soil is stiky and clayey and trees have breathing roots.
- (B) Plants have green, fleshy stems to store food and water, leaves are reduced to spines.
- (C) Trees have lots of leaves.
- (D) Trees have lots of branches, can bear the heat but shed leaves in winter.
- (E) Trees are tall and straight, have needle like leaves and bear cones instead of flowers.

Column-II

Places (where they are found)

- (i) Hot and damp areas
- (ii) Plains
- (iii) Hilly areas
- (iv) Marsh areas
- (v) Deserts

A -	B -	C -	D -	E -
-----	-----	-----	-----	-----

II. DIRECTIONS: Tick (✓) the correct answer:

1. The plants of the grass family give us the main food that are

- (a) straw and sugarcane
- (b) rice and wheat
- (c) nuts and fruits

2. A cactus plant saves water by

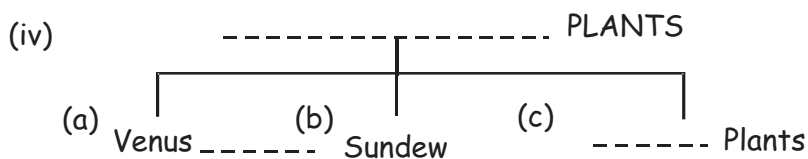
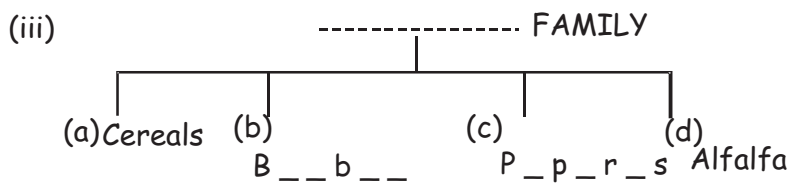
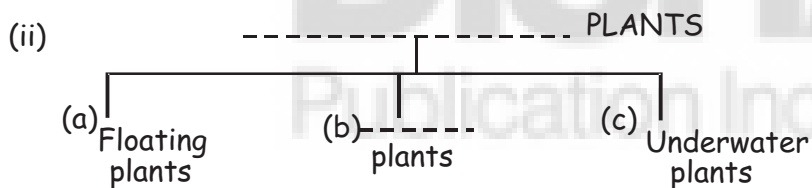
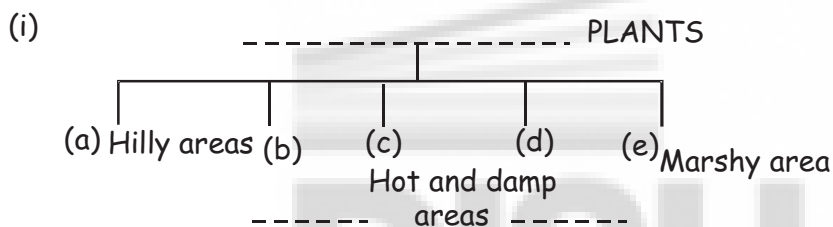
- (a) not having roots
- (b) not having a stem
- (c) not having leaves





3. A lotus plant has
- (a) very thin leaves
 - (b) needle like leaves
 - (c) broad leaves
4. Plants growing in hilly areas have
- (a) no leaves
 - (b) needle like leaves
 - (c) broad leaves

III. DIRECTIONS: Give proper headings to the group of subdivisions shown below:





NAME _____ Class _____

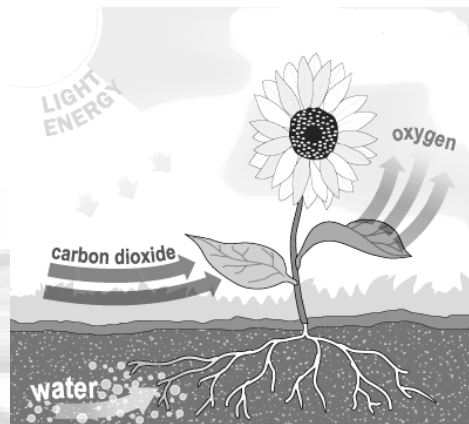
Evaluation

WORKSHEET-5

Skill

Evaluating given information and generating logical answers.

I. DIRECTIONS: Study the given picture and answer the following questions.



(a) Identify the process shown in the above diagram.

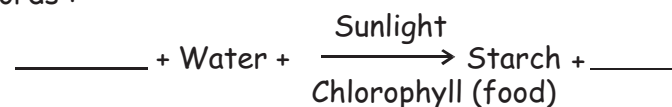
(b) Name the gas taken by plants from air.

(c) From where do plants take light and water?

(d) Name the green pigment used by the plants

(e) Which gas is given out as a result of photosynthesis?

(f) Fill the missing words :



(g) Which part of a plant is called food factory?





II. DIRECTIONS: Based on given picture, answer the following questions.



(a) What is the fruit discussed in the picture?

(b) What are the uses of this fruit in cooking and cleaning?

(c) What is the colour of this food from inside and outside?

III. DIRECTIONS: In the pictures given below write (Ro) for ROOTS, (St) for STEMS, (Se) for Seeds.





NAME _____ Class _____

Creation

WORKSHEET-6

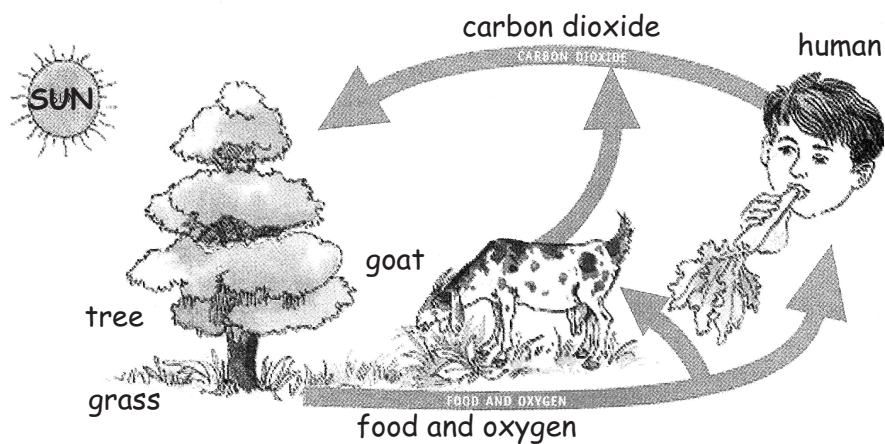
Skill Collecting information to create unique presentation.

I. DIRECTIONS: Solve the diagram based questions according to the given instructions.

1. Draw the diagram of a desert plant.

2. Draw the diagram of a water plant.

II. DIRECTIONS: "Animals and plants are interdependent on each other". Justify it using the given picture.





III. DIRECTIONS: Make a list of vegetables which we can eat raw, one from each group.

Root	Stem	Fruit	Leaf

IV. DIRECTIONS: Draw and colour five types of vegetables which love to eat in salads.

